

KT-20 INDUCED POLARIZATION/RESISTIVITY SYSTEM

Magnetic Susceptibility · Conductivity · Density

Magnetic and electric physical property measurements of rock samples, such as susceptibility, conductivity, induced polarization (IP), resistivity and density, can be significant tools in improving geophysical survey programs, as well as post-processing 3D interpretation.

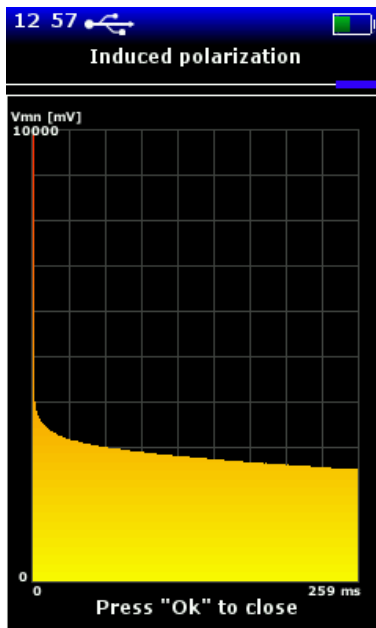
The KT-20 Physical Property Measuring System provides magnetic susceptibility, conductivity and density readings of a geological sample. A new IP/Resistivity system, consisting of a sensor (includes Tx-Rx electronics) and sample holder, adds these measurement capabilities to the KT-20.

It can be used as a dedicated Galvanic IP/resistivity meter, or integrated together with an existing KT-20 magnetic susceptibility and conductivity system.

The IP-T10 reference pad is available as an option for users who wish to verify or re-calibrate their KT-20 IP.



KT-20 Console with IP/Resistivity Sensor (includes Tx-Rx Electronics) and Sample Holder



Decay Curve

Features

The KT-20 IP is available in two models: **Standard (S)** and **Pro (P)**.

- Real-time decay curve on colour display (S & P)
- 20 IP windows (S) and up to 16,000 data points for decay curve analysis (P)
- User programmable windows (P)
- Total Tau (S), 3 Tau (P), and 3 Constant x (P)
- M_{ip} calculation with first reading at 2 ms (P)
- Raw data available (P)

Standard Model (S)	Pro Model (P)
--------------------	---------------

- Chargeability calculated using 20 windows, using arithmetic, logarithmic, semi-logarithmic and Cole-Cole plotting options
- Chargeability also calculated using the Mx Fit, an algorithm that uses several thousand data points for greater accuracy
- Resistivity and resistance measured
- Automatic voltage and current calibration
- Total Tau

The KT-20 IP Standard model calculates total chargeability (M_x) using two methods: 20 windows and Mx Fit.

The first measures total chargeability using the traditional 20 windows standard.

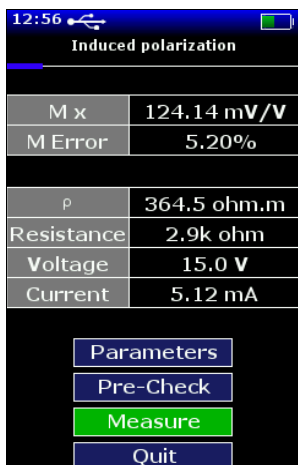
The second, Mx Fit, is an algorithm that measures total chargeability over the same time period, but uses several thousand windows instead of 20. The purpose of Mx Fit is to provide increased accuracy and confidence in the measurements.

- Full waveform decay curve analysis using 16,000 data points
- Initial chargeability (M_{ip}) calculated
- Decay analysis starting 2 ms after switch off
- Chargeability calculation from user defined interval (M_{User})
- Raw data recording
- 3 time constants (Tau) calculated
- 3 exponential decay models

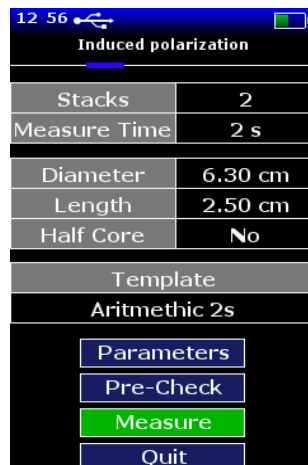
The KT-20 IP Pro enables users to analyze decay curves with up to 16,000 data points for any measurement time. Through these data points the decay curve is studied to calculate total chargeability (M_x) and initial chargeability (M_{ip}). What's more, users are able to customize their own chargeability windows (M_x_{user}) and time periods (t_1 and t_2).

Furthermore, an extra early delay time, as fast as 2 ms after turn-off, allows KT-20 IP Pro users to collect data much earlier than before. This early time IP data provides geophysicists with new capabilities to improve their interpretation.

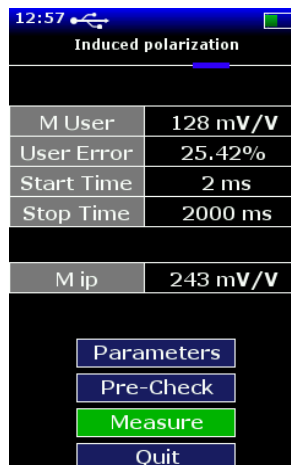
The KT-20 IP Pro model also incorporates all of the same capabilities as the Standard model.



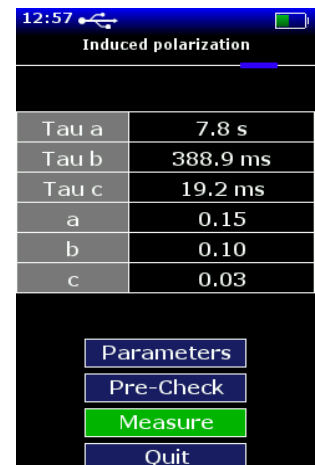
Standard & Pro



Standard & Pro



Pro Only



Pro Only

IP-T10 Reference Pad

The IP-T10 is a dedicated reference pad for induced polarization (IP) measuring devices. The purpose of the reference pad is to verify the KT-20 IP's various measurement parameters, including parasite capacities in the circuits. The reference pad's housing is shaped like a core sample and is made from polished granite to minimize the influence of any surface contamination. Its electrodes are made of stainless steel, and the electronics are sealed in a water resistant compound. Relative precision of the reference pad is +/- 1% at 20°C. Each IP-T10 reference pad is certified and a test certificate is issued.



IP-T10 Reference Pad

IP-T10 Reference Pad Specifications:

- Resistance: 101 kOhm with +/- 1% tolerance
- Total Tau or discharging time constant: 220 ms
- Maximum voltage: Up to 50V
- Diameter: 70 mm
- Length: 60 mm
- Weight: 700 g
- Electrode contact material: Stainless steel

Test Certificate Parameters:

- Charging/discharging period: 2 seconds
- Total chargeability (Mx) based on 20 windows (in mV/V)
- Partial chargeability for each of the 20 arithmetic windows



IP-T10 Reference Pad with Sample Holder

KT-20 IP Specifications

- Parameters Calculated and Displayed:
 - Chargeability M
 - M error
 - Apparent Resistivity
 - Current
 - Voltage
 - Resistance
- Chargeability Resolution: 10 $\mu\text{V}/\text{V}$
- Chargeability Precision: 0.2%
- Voltage Resolution: 10 μV
- Current Sensitivity: 10 μA

KT-20 IP Electrical Characteristics

Transmitter:

- Signal Waveform: Time Domain (ON+, OFF, ON-, OFF)
- Pulse Duration: 0.5, 1, 2, 4 and 8 seconds
- Current: Maximum 150 mA (electronically fused)
- Voltage: 6V and 15V DC
- Contact Resistance Range: 50 Ω to 5M Ω
 - 50 Ω to 2M Ω @ 6V DC
 - 100 Ω to 5M Ω @ 15V DC
- Automatic Voltage and Current Calibration

Receiver:

- Voltage Resolution: 10 μV
- Current Resolution: 10 mA
- Early delay time: 2 ms (Pro Model only)

KT-20 IP Systems

KT-20 IP Dedicated System

Measures Induced Polarization (IP), Resistivity and Conductivity

System Includes:

- 1 KT-20 IP Console (**Standard** or **Pro** Model) with:
 - Digital Camera
 - Transreflective Colour Display
 - Internal GPS Receiver
- 1 IP/Resistivity Sensor (includes Tx-Rx electronics)
- 1 IP Sample Holder, Set of Sponges and Accessories
- 1 Dual-Frequency Sensor (*optional*)
- 2 Rechargeable Li-Ion Batteries with Charger
- 1 USB Cable
- 1 GeoView 2 Software CD
- 1 Operations Manual with Quick Start Guide
- 1 Rugged Transportation Case

KT-20 Integrated S/C IP System

Measures Magnetic Susceptibility, Conductivity, Induced Polarization (IP) and Resistivity

System Includes:

- 1 KT-20 S/C IP Console (**Standard** or **Pro** Model) with:
 - Digital Camera
 - Transreflective Colour Display
 - Internal GPS Receiver
- 1 IP/Resistivity Electronics Module
- 1 IP Sample Holder, Set of Sponges and Accessories
- 1 Dual-Frequency *or* Single-Frequency Sensor
- 2 Rechargeable Li-Ion Batteries with Charger
- 1 GeoView 2 Software CD
- 1 USB Cable
- 1 Operations Manual with Quick Start Guide
- 1 Rugged Transportation Case

Specifications are subject to change without notice (December 23, 2016)